

PACKING - UNPACKING




RETAIN ALL PACKING MATERIAL

WILL MAKE RE-PACKING EASIER AND REDUCE THE LIKELIHOOD OF SHIPPING DAMAGE

TOP LAYER 1 LIGHTLY FOLD GRAPHICS - DO NOT CREASE



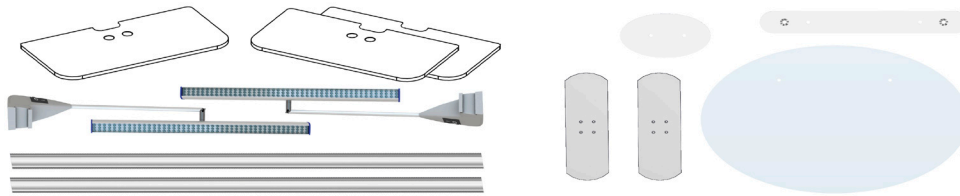
LAYER 2




RETAIN ALL PACKING MATERIAL

WILL MAKE RE-PACKING EASIER AND REDUCE THE LIKELIHOOD OF SHIPPING DAMAGE

LAYER 3




BOTTOM LAYER 4



FASTENING CASE STRAPS

With cover on, feed the 2 front straps up thru the handles and over the top.

Connect front & back straps thru seatbelt connection.



Feed strap thru strap divider



FASTENING CASE STRAPS
-CONTINUED-

Pull strap up and backwards



Smooth strap down and snugly fasten strap via velcro

