

**Hybrid Pro Modular Kit:
Hybrid Pro Modular Kit 17-B**

TEMPLATE @ 1/4 SIZE

Dye Sub Graphic Panel A and F (Double Sided)

Inside Dimension

Total Graphic Area: 117,3125" w x 22" h

Finished Graphic Area: 107,3125" w x 12" h

Outside Dimension

Total Graphic Area: 119,5" w x 22" h

Finished Graphic Area: 109,5" w x 12" h

Dye Sub Graphic Panel C and D (Double Sided)

Inside Dimension

Total Graphic Area: 120,75" w x 57,25" h

Finished Graphic Area: 110,75" w x 47,25" h

Outside Dimension

Total Graphic Area: 122,5625" w x 57,25" h

Finished Graphic Area: 112,5625" w x 47,25" h

Dye Sub Fabric Panel B and E

Total Graphic Area: 39,3125" w x 90,5" h

Finished Graphic Area: 35,3125" w x 86,5" h

Dye Sub Fabric Panel K and L

Total Graphic Area: 98,5" w x 98,25" h

Finished Graphic Area: 94,5" w x 94,25" h

UV Graphic I and J

Total Graphic Area: 38,25" w x 36,1875" h

Finished Graphic Area: 37,25" w x 35,1875" h

UV Graphic G and H

Total Graphic Area: 19" w x 50" h

Finished Graphic Area: 18" w x 49" h

(Graphic must be mirrored if designing as double sided - not a standard offering)

UV Graphic M and N

Total Graphic Area: 39,3125" w x 192,875" h

Finished Graphic Area: 35,3125" w x 188,875" h

(Panel N will have cut out for door)

UV Graphic O

Total Graphic Area: 27" w x 85,375" h

Finished Graphic Area: 23" w x 81,375" h

(door panel - see template for door knob position)

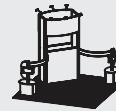
Please be sure to include 2" bleed around the perimeter of B, E, K, L, M, N and O.

Please be sure to include 5" bleed around the perimeter of A, C, D and F.

Please be sure to include .5" bleed around the perimeter of G, H, I and J.

Please consider obstructions and spaces created by the extrusions when designing your graphics.

General Art Guidelines:



- CMYK Color Mode

- All Solid Coated Pantone colors should be called out in the art as spot colors

- Embed all images and support files

- Resolution must be 400-480 ppi at 1/4 size, 100-120 ppi at full size

- All fonts must be created to outlines

- Do not scale artwork

- Background color/images must bleed to the edge of artwork

- Do not use spot colors from template in your artwork as they will not print

PANEL A (Inside)

PANEL A (Outside)

PANEL B



PANEL C (Inside)



PANEL C (Outside)



PANEL D (Inside)



PANEL D (Outside)



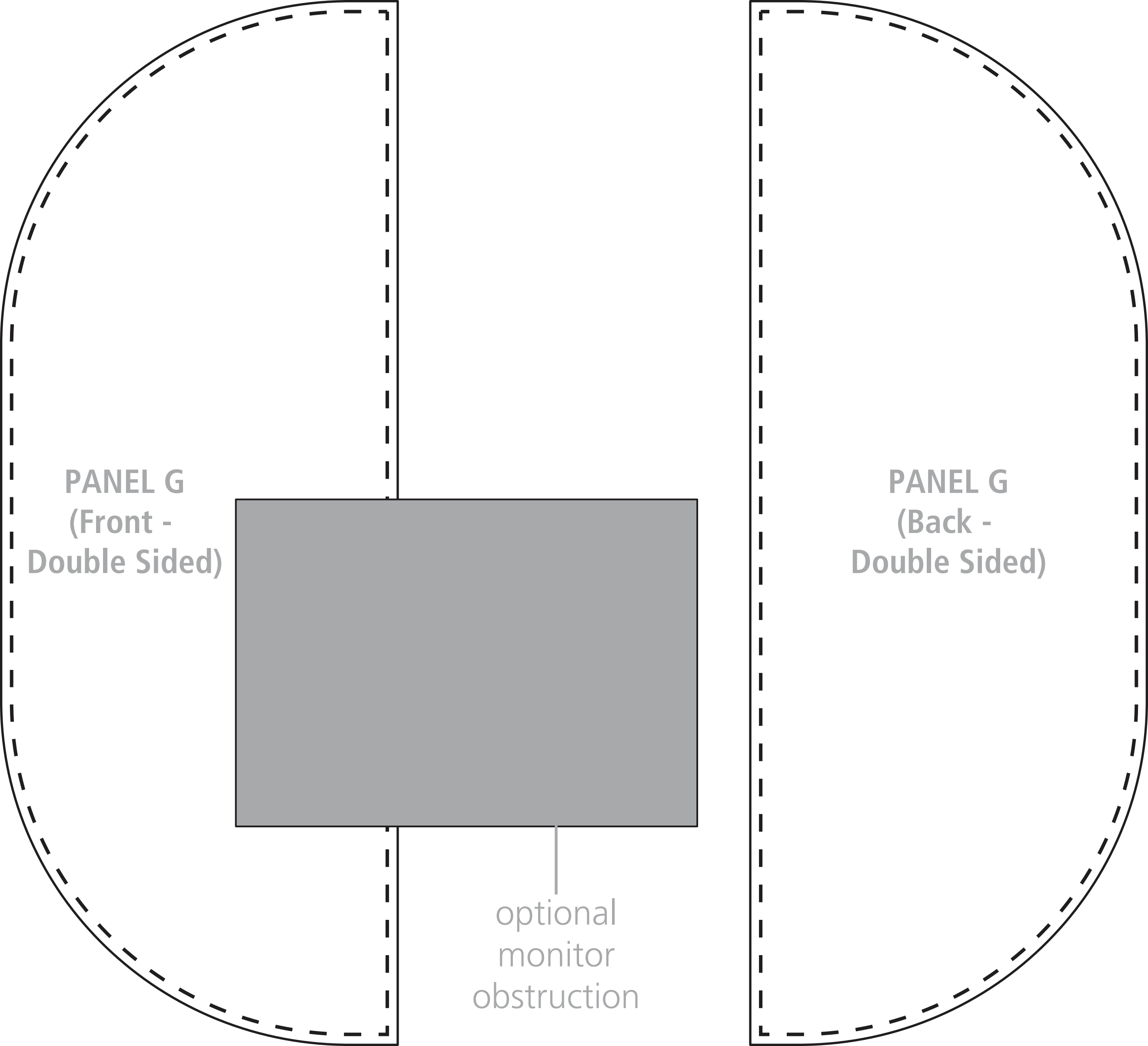
PANEL E



PANEL F (Inside)



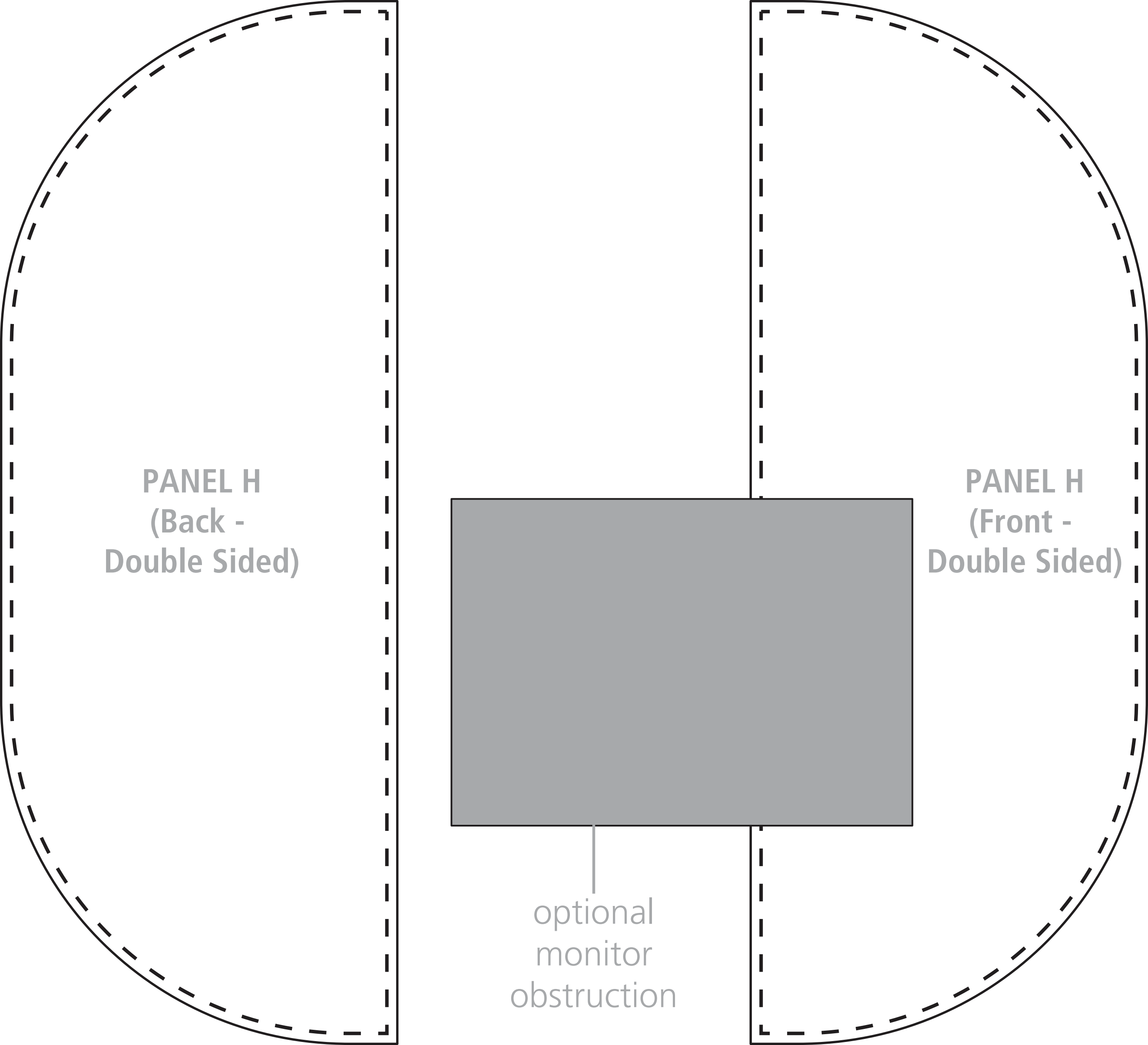
PANEL F (Outside)



PANEL G
(Front -
Double Sided)

PANEL G
(Back -
Double Sided)

optional
monitor
obstruction



PANEL H
(Back -
Double Sided)

PANEL H
(Front -
Double Sided)

optional
monitor
obstruction

PANEL I

PANEL J

PANEL K

PANEL L

bleed area —
trim line —
safe zone —

PANEL M

PANEL N

PANEL O



PANEL 0

