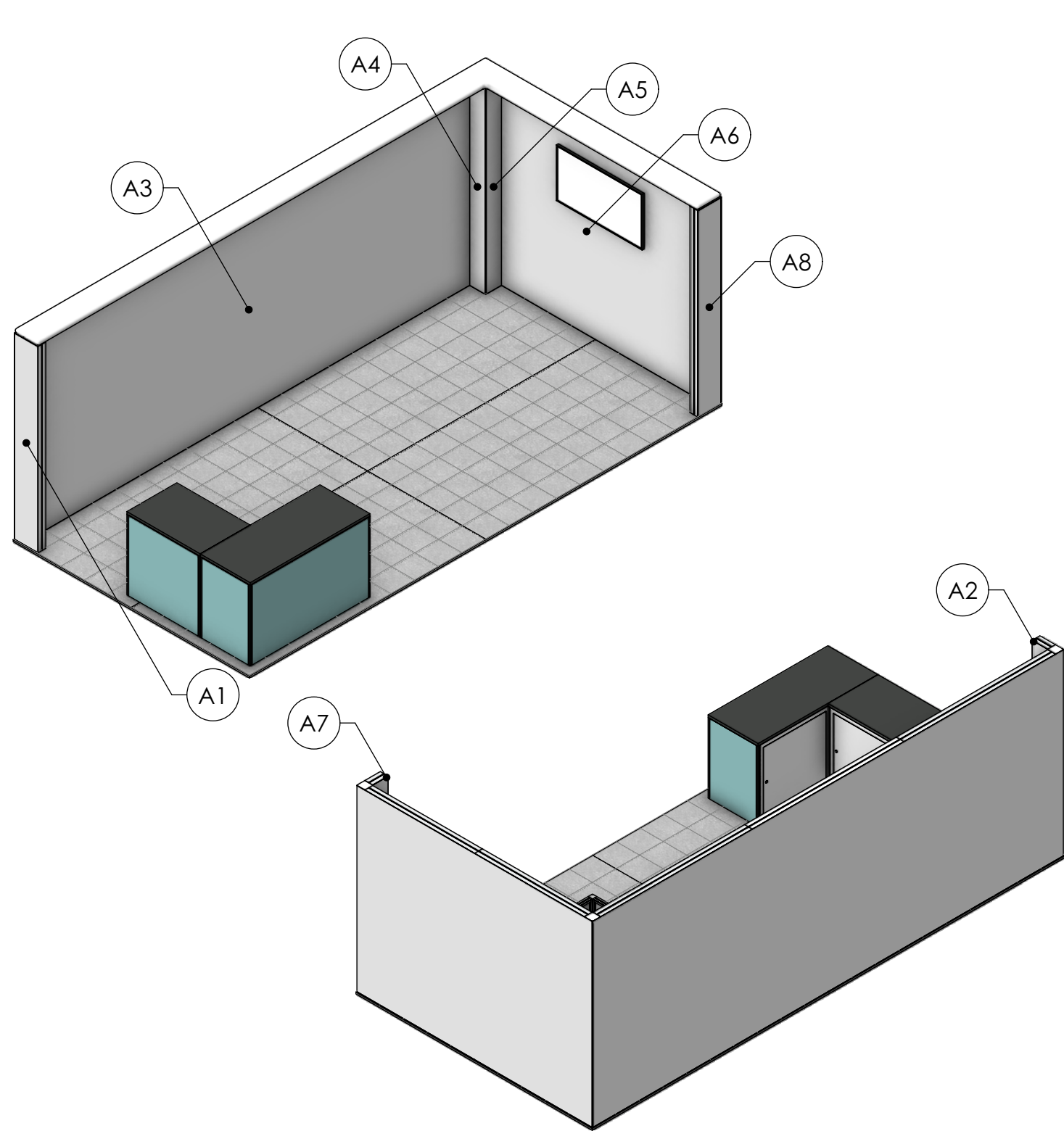
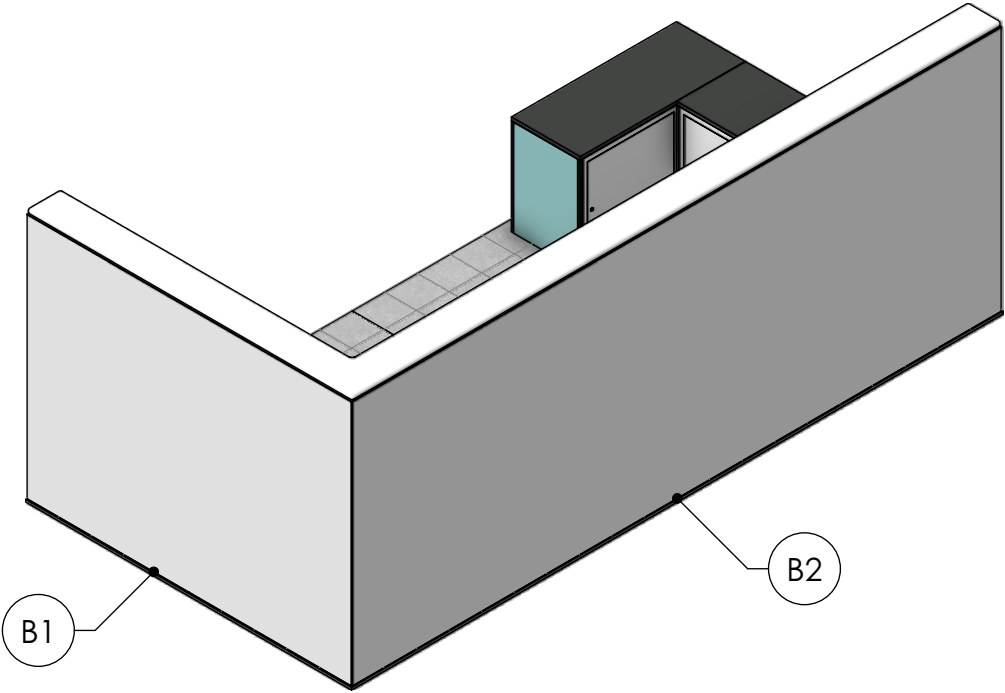
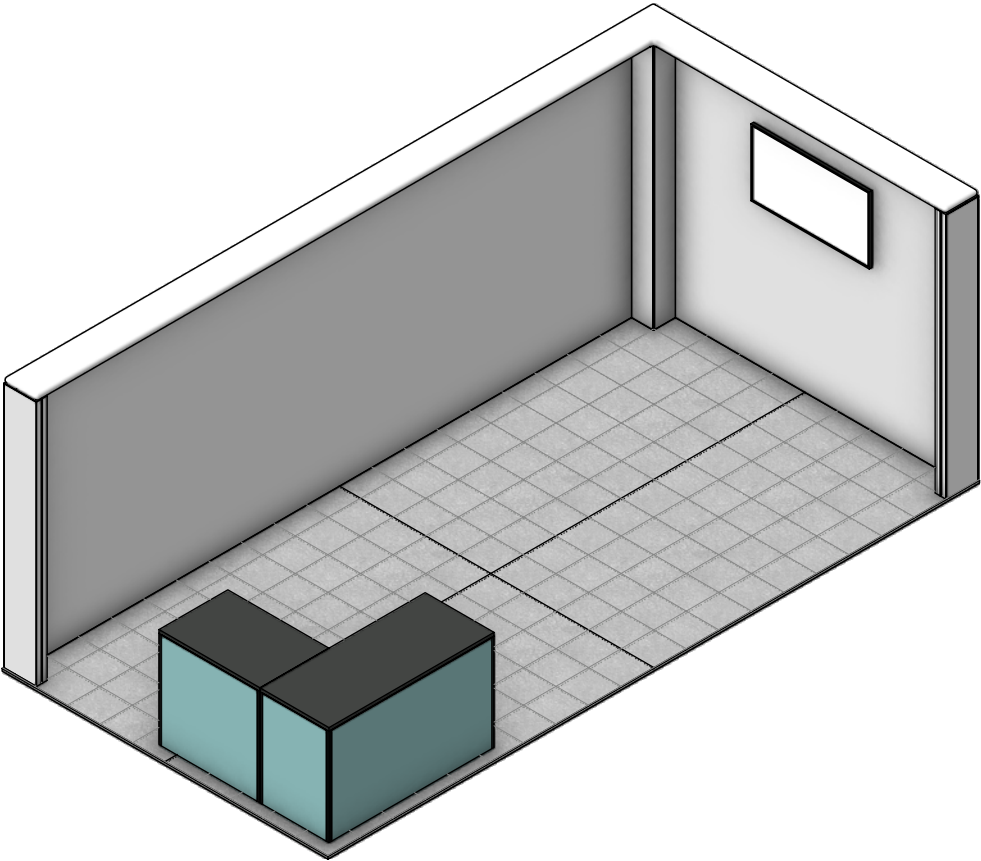


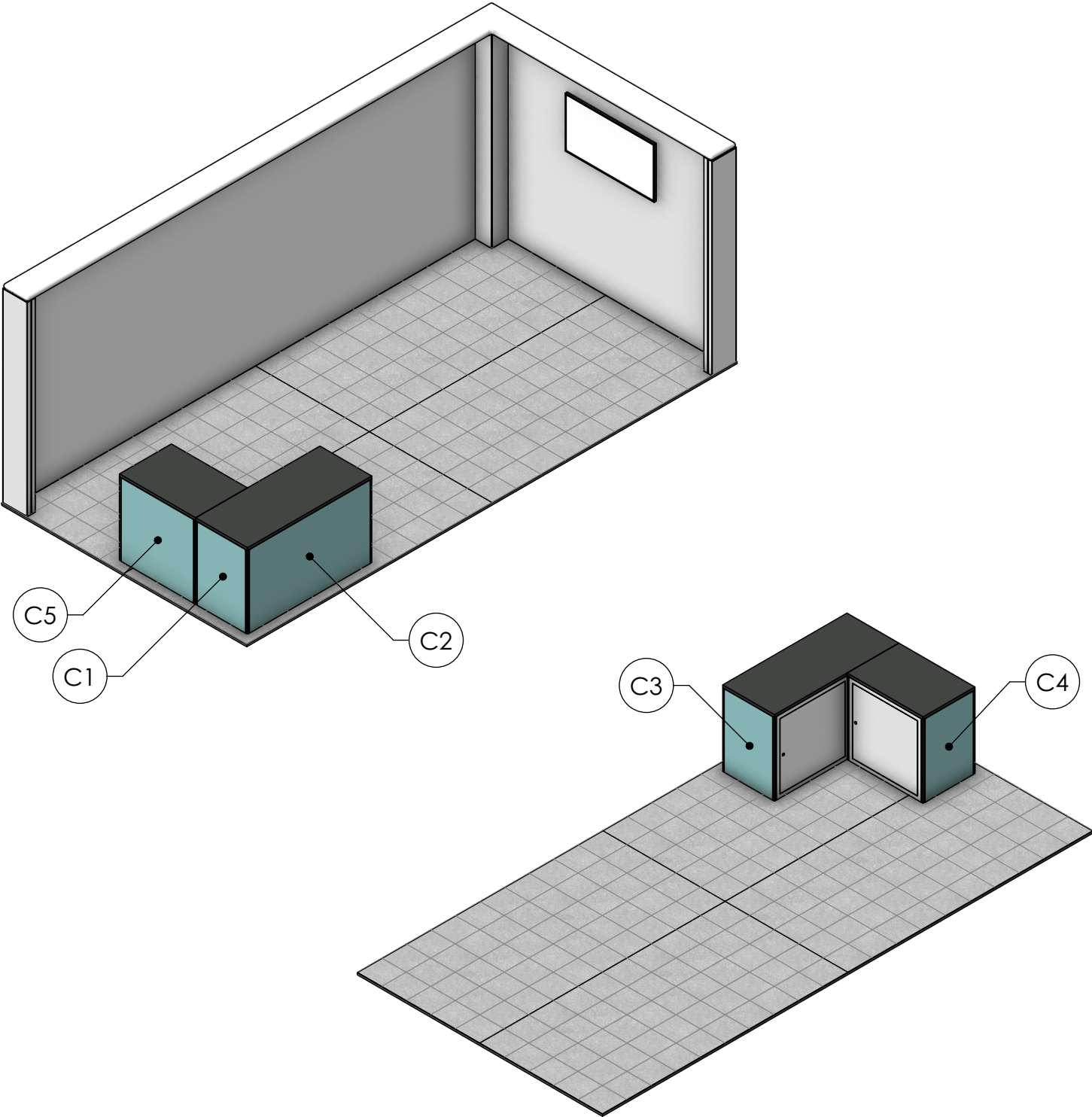
Label	Description
A1	GRAPHIC (A1) (15.81 w X 94.63 h total size) 11.81 w X 90.63 h finish size, Dye-sub print on Eclipse Blockout Stretch, single sided, sewn with FCE-2 silicone beading around perimeter & pull tab in bottom right corner
A2	GRAPHIC (A2) (12.03 w X 94.63 h total size) 8.03 w X 90.63 h finish size, Dye-sub print on Eclipse Blockout Stretch, single sided, sewn with FCE-2 silicone beading around perimeter & pull tab in bottom right corner
A3	GRAPHIC (A3) (235.34 w X 94.63 h total size) 231.34 w X 90.63 h finish size, Dye-sub print on Eclipse Blockout Stretch, single sided, sewn with FCE-2 silicone beading around perimeter & pull tab in bottom right corner
A4	GRAPHIC (A4) (11.87 w X 94.63 h total size) 7.87 w X 90.63 h finish size, Dye-sub print on Eclipse Blockout Stretch, single sided, sewn with FCE-2 silicone beading around perimeter & pull tab in bottom right corner
A5	GRAPHIC (A5) (11.87 w X 94.63 h total size) 7.87 w X 90.63 h finish size, Dye-sub print on Eclipse Blockout Stretch, single sided, sewn with FCE-2 silicone beading around perimeter & pull tab in bottom right corner
A6	GRAPHIC (A6) (115.85 w X 94.63 h total size) 111.85 w X 90.63 h finish size, Dye-sub print on Eclipse Blockout Stretch, single sided, sewn with FCE-2 silicone beading around perimeter & pull tab in bottom right corner
A7	GRAPHIC (A7) (12.03 w X 94.63 h total size) 8.03 w X 90.63 h finish size, Dye-sub print on Eclipse Blockout Stretch, single sided, sewn with FCE-2 silicone beading around perimeter & pull tab in bottom right corner
A8	GRAPHIC (A8) (15.81 w X 94.63 h total size) 11.81 w X 90.63 h finish size, Dye-sub print on Eclipse Blockout Stretch, single sided, sewn with FCE-2 silicone beading around perimeter & pull tab in bottom right corner
S1	GRAPHIC (S1) (16.68 w X 362.43 h total size) 12.68 w X 358.43 h finish size. Custom Pillowcase Graphic, dye-sub print on 5oz. Soft Knit, opaque liner, Double Faced, sewn with zipper, up to 120"



Label	Description
B1	LINER (B1) (123.41 w X 94.63 h total size) 119.41 w X 90.63 h finish size, Opaque Liner, sewn with FCE-2 silicone beading around perimeter & pull tab in bottom right corner
B2	LINER (B2) (242.90 w X 94.63 h total size) 238.90 w X 90.63 h finish size, Opaque Liner, sewn with FCE-2 silicone beading around perimeter & pull tab in bottom right corner




Label	Description
C1	GRAPHIC (C1) (24.62 w X 36.43 h total size) 23.62 w X 35.43 h finish size, UV print on white adhesive backed vinyl, mounted to supplied panel or material
C2	GRAPHIC (C2) (60.06 w X 36.43 h total size) 59.06 w X 35.43 h finish size, UV print on white adhesive backed vinyl, mounted to supplied panel or material
C3	GRAPHIC (C3) (24.62 w X 36.43 h total size) 23.62 w X 35.43 h finish size, UV print on white adhesive backed vinyl, mounted to supplied panel or material
C4	GRAPHIC (C4) (24.62 w X 36.43 h total size) 23.62 w X 35.43 h finish size, UV print on white adhesive backed vinyl, mounted to supplied panel or material
C5	GRAPHIC (C5) (36.43 w X 36.43 h total size) 35.43 w X 35.43 h finish size, UV print on white adhesive backed vinyl, mounted to supplied panel or material




GRAPHIC S1

TEMPLATE VIEW
TOP AND BOTTOM
SCALE 1:35
QTY 1



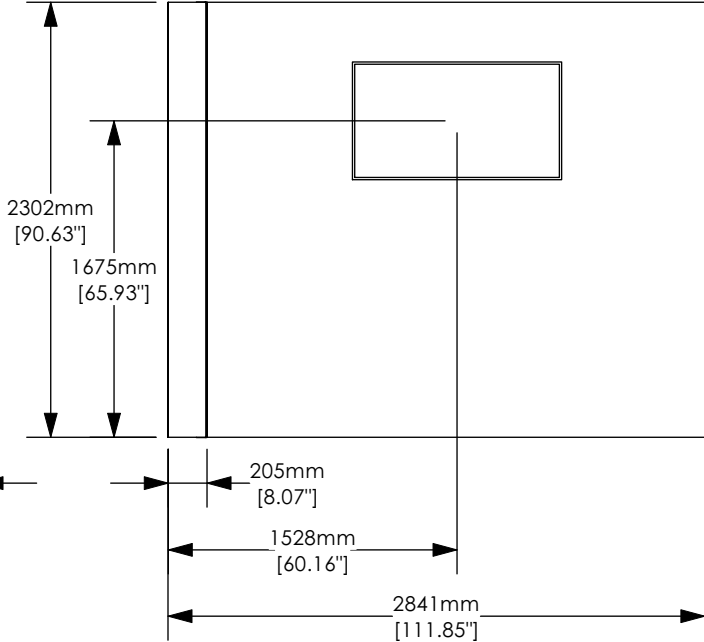
GRAPHIC A3

OBSTRUCTION VIEW
SCALE 1:25
QTY 1



GRAPHIC A6

OBSTRUCTION VIEW
SCALE 1:25
QTY 1



ACCEPTABLE FILE FORMATS

Illustrator CC or below
Photoshop CC or below or InDesign CC or below
(not preferred)

High quality, editable PDFs, Photoshop and Illustrator files are preferred, as they are more suitable applications for large format printing. Art time will be charged if files need to be fixed or altered to meet guidelines. When sending files, please be sure to include all support art (fonts, linked images, etc).

Please note that Illustrator special effects such as glows, transparencies, or drop shadows are not recommended. These effects sometimes have unpredictable results when printing. Photoshop is preferred when using these special effects.

FONT SPECIFICATIONS

Fonts must be converted to outlines. If fonts are not created to outlines, please provide Macintosh or TruType fonts. If changes need to be made in the file, please provide the fonts and a version of the file with editable type.

Please provide all vector files (Illustrator and InDesign) in CMYK format. Please supply all raster artwork (Photoshop files, jpgs, tiffs) in RGB format for the most accurate color output. Please provide a hard copy proof of the files being printed for color accuracy and a PDF layout for file layout accuracy.

If Pantone colors need to be matched please specify on purchase order or hard copy reference. All critical Pantone colors need to be called out in the file as solid coated swatches. If multiple Pantone swatches are used in the file, all will be matched to solid coated unless otherwise specified.

DESCRIPTION SIZES:

TOTAL SIZE = Finished size plus required bleed.

FINISH SIZE = Finished graphic size.

VISUAL SIZE = Viewable area of finished size when graphic is an infill.

Please feel free to submit catalogs, brochures, printed proofs, etc. to use for a color reference. If color matching is required for Photoshop files please provide a layered file. Art time may be charged to correct flattened Photoshop files.

If color matching to existing graphics, we will need those back to review. Please contact your sales representative for a case number.

We guarantee color matching on all hard copy proofs, specified Pantone colors and client-supplied hard copy proofs. Orders without indication of Pantone colors, supplied hard copy proofs or requested hard copy proofs are not guaranteed for color.

RESOLUTION

All raster files (either print files or linked files) must be at 100-120 pixels per inch at 100%.

VINYL CUT GRAPHICS

Artwork must be set-up as vector files with fonts created to outlines for all cut vinyl. Please specify Avery color number for solid color vinyl or PMS color for dsg printed and cut vinyl.

SUBMITTING ARTWORK FILES

Files are accepted via Email (up to 5MB), FTP site, DVD, CD or File transfer site such as WeTransfer or Hightail.

Files can be uploaded to:
www.handbookart.com

Please reference the FTPsite guidelines for more information.

MURALS | POPUP GRAPHICS

Coyote™ mural files must be built as one file. Please note where panel breaks are located and try to minimize the amount of type that crosses over the panel breaks.

BLEED SPECIFICATIONS

All graphics produced require specific bleeds.

Below is a general outline for the required bleeds. Mural Popup Files - 1/2" bleed around the perimeter.

Hopups™, Formulates™, Vector Frame™ - 2" bleed around the perimeter. Please keep all logos, type, and critical information at least 2" in from the visual edge of the graphic.

Fabric Structures - 5" bleed around the perimeter.

Banner Stand Graphics - each product has specific bleed requirements. Please refer to graphic template for specific information. Different printing processes may require different bleeds. All banner stand graphics printed on 8oz. Oxford will require an extra 1" bleed around the perimeter.

Custom Dye-Sub Flag Graphics - 2" bleed left & right sides, 4" bleed top & bottom.

Orbital Express™ Truss Graphics, UV- 1/2" bleed around the perimeter.

Orbital Express™ Truss Graphics, 8oz. Oxford - 2" bleed around the perimeter.

Custom Contour Cut UV Graphics - 1/2" bleed around the perimeter.

Custom Dye-Sub Graphics - 2" bleed around the perimeter

Custom Dye-Sub Graphics exceeding 160" - 5" bleed around the perimeter for hanging structures.

Templates for products are available online at www.theexhibitorshandbook.com